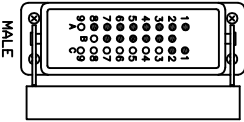


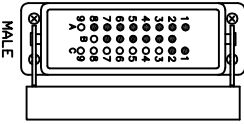
⊗

TC INPUT
ZONES 1-8

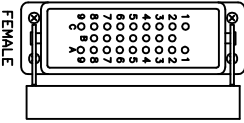


⊗

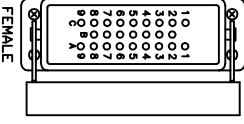
TC INPUT
ZONES 9-16



POWER OUTPUT
ZONES 1-8



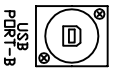
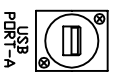
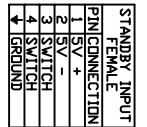
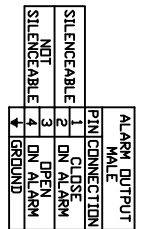
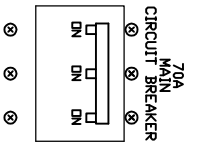
POWER OUTPUT
ZONES 9-16



⊗

⊗

DATE RELEASED	10/20/2007
DATE	10/20/2007
REV	A
ATHENA	
CONNECTOR LAYOUT-BEDROS	
16 ZONES, DOMESTIC/EXPORT	
BID-C-DX-16-00-000-LAV	
DATE	10/20/2007
REV	A



⊗

TC INPUT
ZONES 1-8

ZONE	+	-
1	1A	2A
2	3A	4A
3	5A	6A
4	7A	8A
5	9A	10A
6	11A	12A
7	13A	14A
8	15A	16A

TC INPUT
ZONES 9-16

ZONE	+	-
9	1A	2A
10	3A	4A
11	5A	6A
12	7A	8A
13	9A	10A
14	11A	12A
15	13A	14A
16	15A	16A

POWER OUTPUT
ZONES 1-8

ZONE	+	-
1	1A	2A
2	3A	4A
3	5A	6A
4	7A	8A
5	9A	10A
6	11A	12A
7	13A	14A
8	15A	16A

POWER OUTPUT
ZONES 9-16

ZONE	+	-
9	1A	2A
10	3A	4A
11	5A	6A
12	7A	8A
13	9A	10A
14	11A	12A
15	13A	14A
16	15A	16A

⊗

⊗

DATE RELEASED	10/20/2007
DATE	10/20/2007
REV	A
ATHENA	
CONNECTOR WIRING-BEDROS	
16 ZONES, DOMESTIC/EXPORT	
BID-C-DX-16-00-000-WIR	
DATE	10/20/2007
REV	A

